

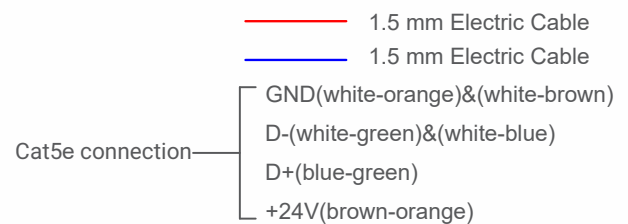
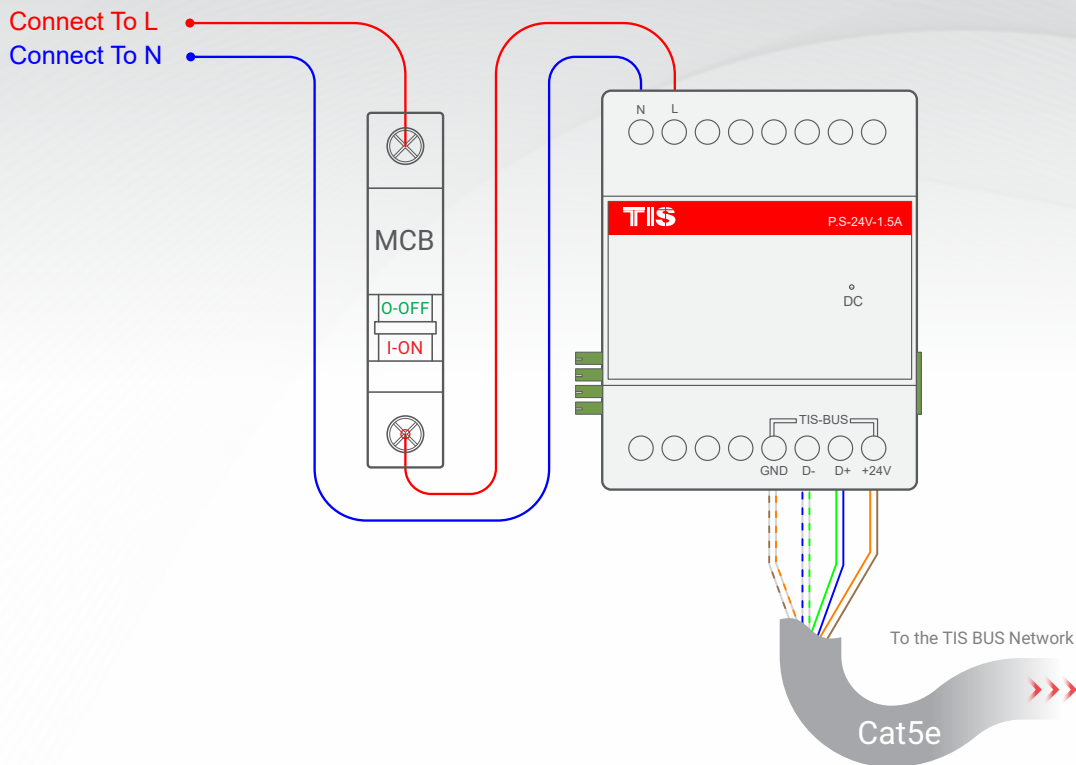


TIS POWER SUPPLY

24-V DC Power Supply Module

Product Diagrams V 1.2

Model: P.S-24V-1.5A



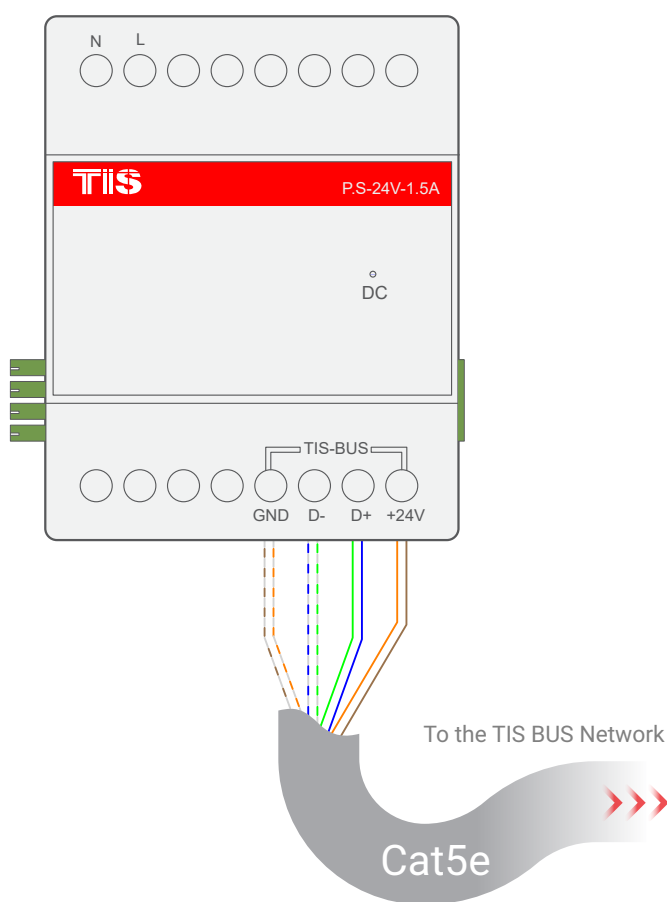
▲ Figure 1: P.S-24V-1.5A Configuration Diagram

TIS POWER SUPPLY

24-V DC Power Supply Module

Model: P.S-24V-1.5A

TIS



Cat5e connection —

- GND(white-orange)&(white-brown)
- D-(white-green)&(white-blue)
- D+(blue-green)
- +24V(brown-orange)

▲ Figure 2: Module's Bus Connection Color Coding

TIS

Copyright © 2022 TIS, All Rights Reserved

TIS Logo is registered trademark of TIS CONTROL .
All of the specification are subject to change without notice.

TIS CONTROL PTY LIMITED
SA , AUSTRALIA

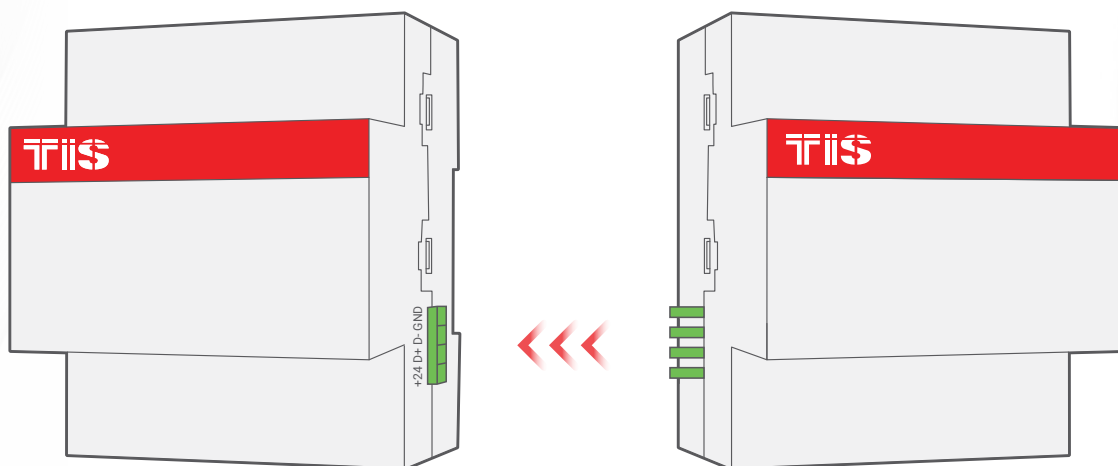
TIS CONTROL LIMITED
Wanchai, Hong Kong

TIS POWER SUPPLY

24-V DC Power Supply Module

Model: P.S-24V-1.5A

TIS



▲ Figure 3: DIN-Rail Bus Module Configuration Diagram

TIS

Copyright © 2022 TIS, All Rights Reserved

TIS Logo is registered trademark of TIS CONTROL .
All of the specification are subject to change without notice.

TIS CONTROL PTY LIMITED
SA , AUSTRALIA

TIS CONTROL LIMITED
Wanchai, Hong Kong

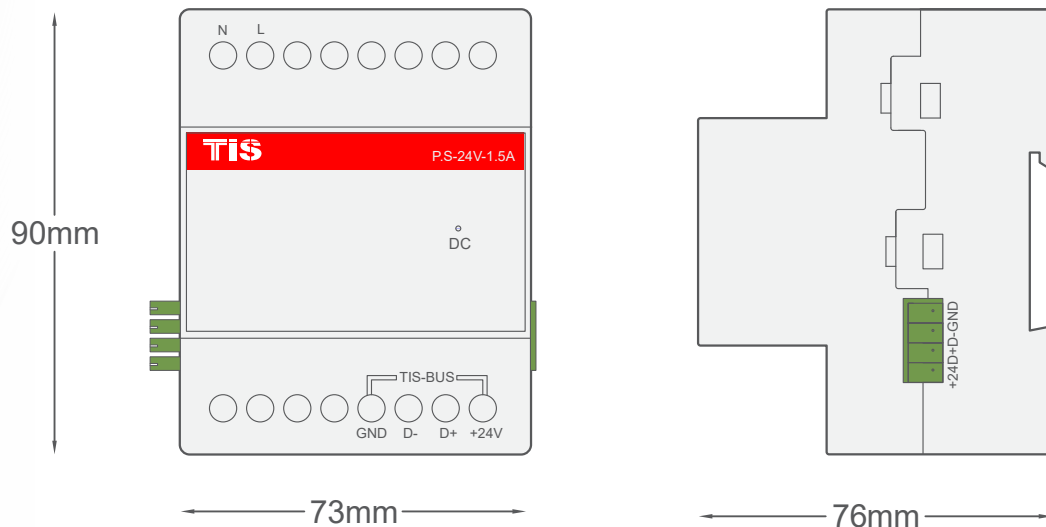
www.tiscontrol.com

TIS POWER SUPPLY

24-V DC Power Supply Module

Model: P.S-24V-1.5A

TIS



▲ Figure 4: Module's Dimensions

TIS

Copyright © 2022 TIS, All Rights Reserved

TIS Logo is registered trademark of TIS CONTROL .
All of the specification are subject to change without notice.

TIS CONTROL PTY LIMITED
SA , AUSTRALIA

TIS CONTROL LIMITED
Wanchai, Hong Kong

www.tiscontrol.com