

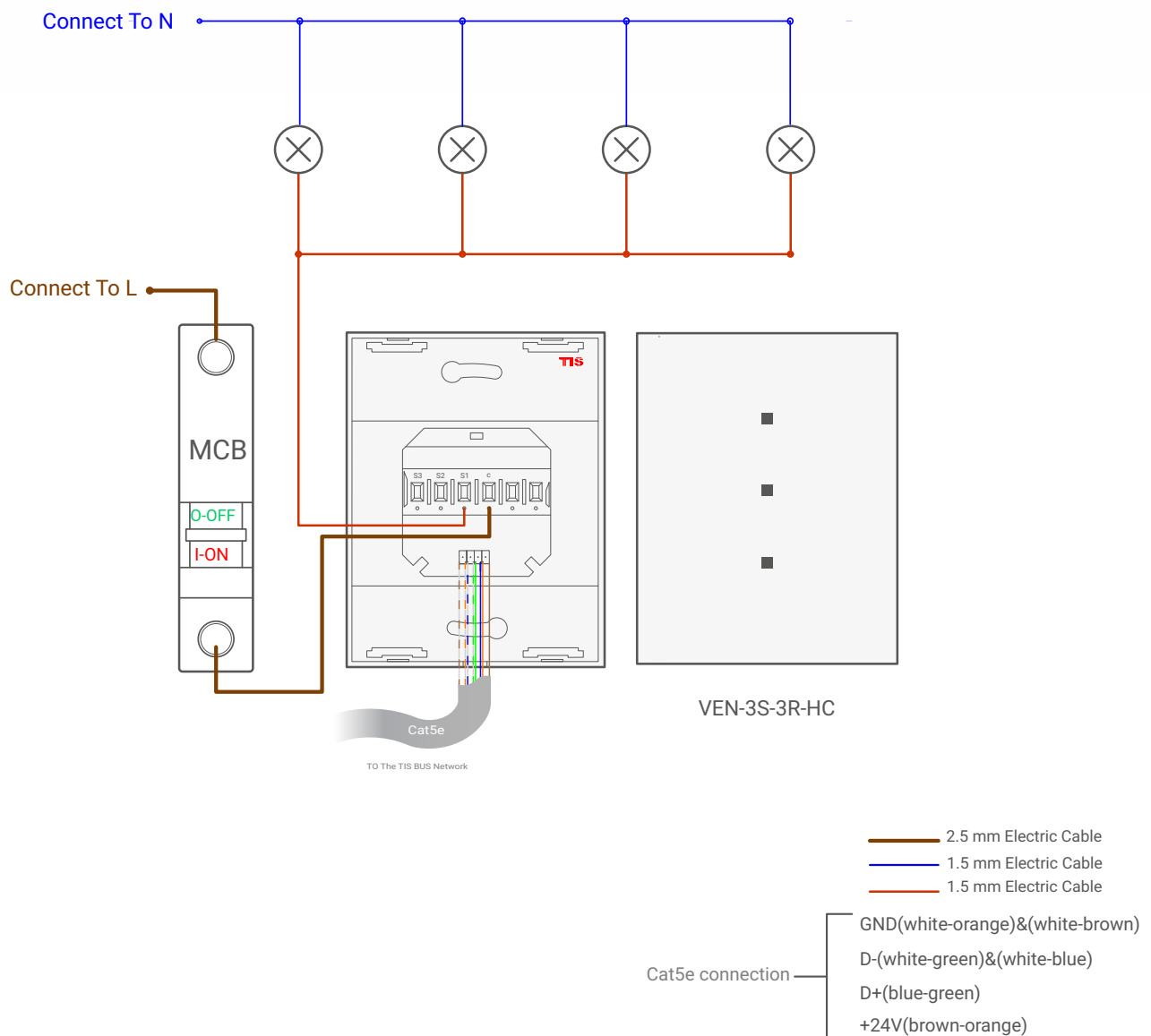




VENERA TOUCH PANEL

VENERA 3 GANG PANEL

Product Diagrams V 1.2

Model: VEN-3S-BUS



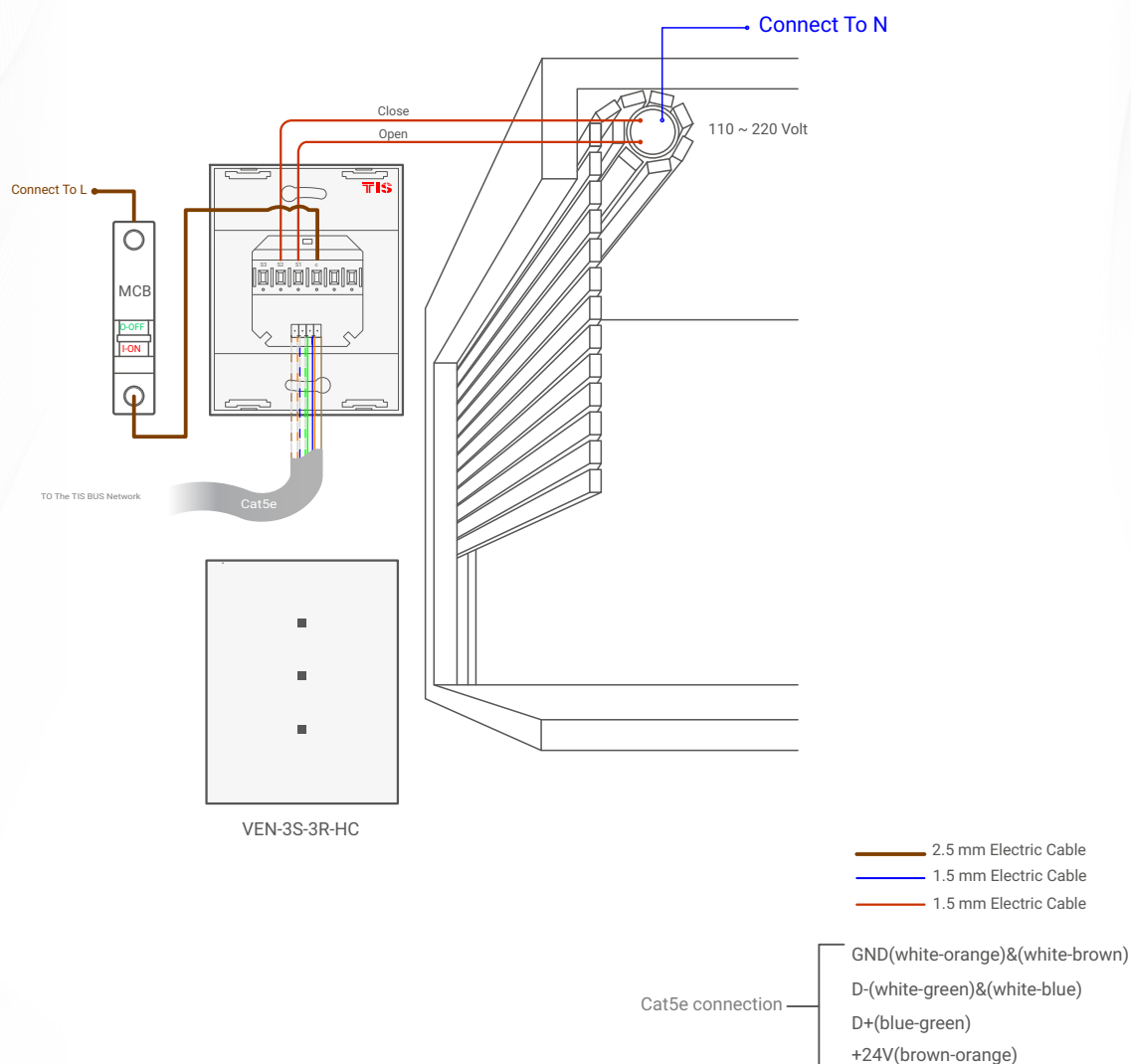

▲ Figure 1: VEN-2S-2R-HC Lights Connection Diagram

TIS VENERA TOUCH PANEL

Venera 3 Gang Panel

Model: VEN-3S-BUS

TIS



▲ Figure 2: VEN-3S-3R-HC & Motors Connection Diagram

TIS

Copyright © 2022 TIS, All Rights Reserved

TIS Logo is registered trademark of TIS CONTROL.
All of the specification are subject to change without notice.

TIS CONTROL PTY LIMITED
SA , AUSTRALIA

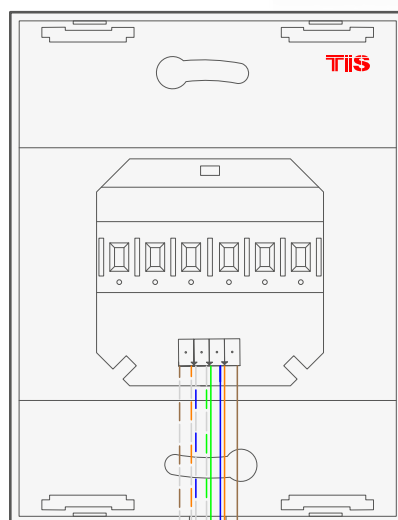


TIS CONTROL LIMITED
Wanchai, Hong Kong

TIS VENERA TOUCH PANEL

Venera 3 Gang Panel

Model: VEN-3S-BUS

TIS



TO The TIS BUS Network

Cat5e

- 2.5 mm Electric Cable
- 1.5 mm Electric Cable
- 1.5 mm Electric Cable

Cat5e connection

- GND(white-orange)&(white-brown)
- D-(white-green)&(white-blue)
- D+(blue-green)
- +24V(brown-orange)

▲ Figure 3: VEN-3S-3R-HC & Bus Connection Color Coding

TIS

Copyright © 2022 TIS, All Rights Reserved

TIS Logo is registered trademark of TIS CONTROL.
All of the specification are subject to change without notice.

TIS CONTROL PTY LIMITED
SA , AUSTRALIA

TIS CONTROL LIMITED
Wanchai, Hong Kong

www.tiscontrol.com

TIS VENERA TOUCH PANEL

Venera 3 Gang Panel

Model: VEN-3S-BUS

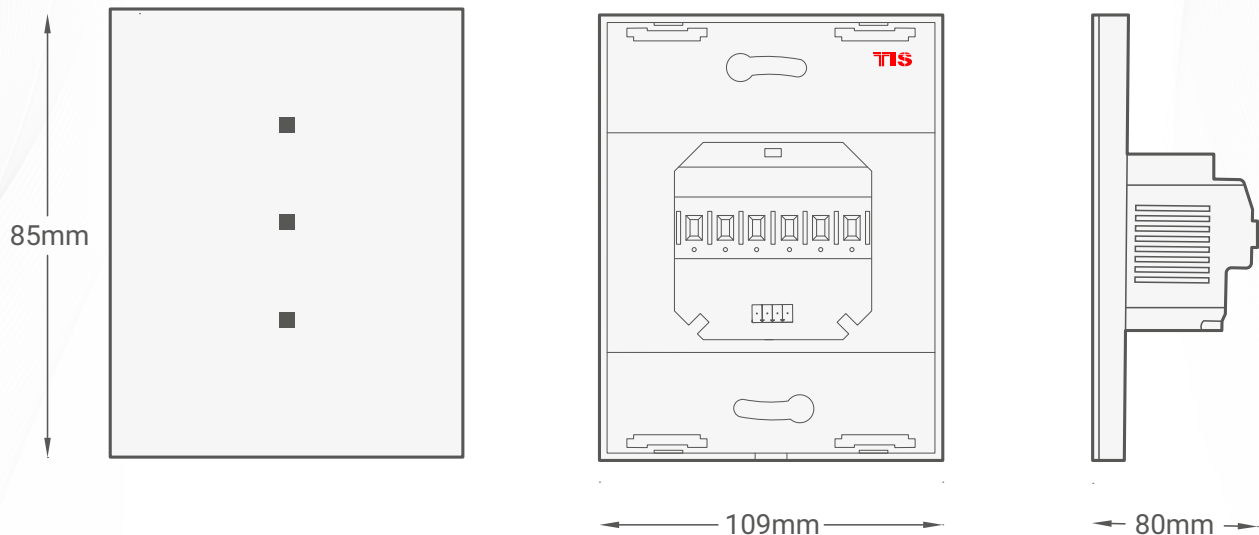


Figure 4: VEN-3S-3R-HC Dimension Diagram



Copyright © 2022 TIS, All Rights Reserved

TIS Logo is registered trademark of TIS CONTROL.
All of the specification are subject to change without notice.

TIS CONTROL PTY LIMITED
SA , AUSTRALIA

TIS CONTROL LIMITED
Wanchai, Hong Kong