

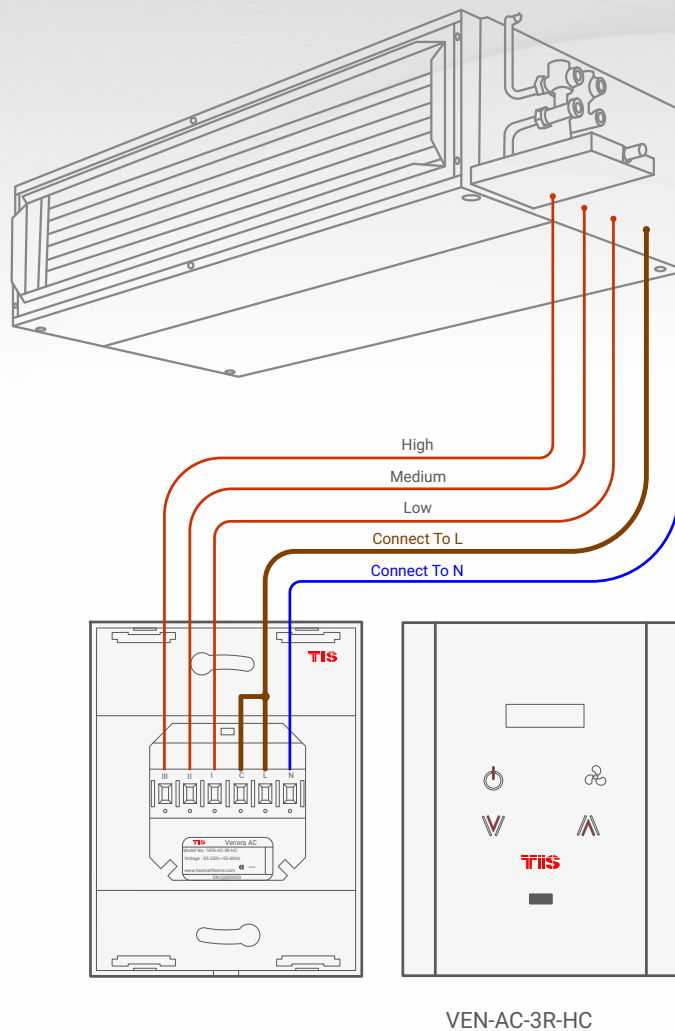


# VENERA TOUCH PANEL

## VENERA AC THERMOSTAT

Product Diagrams V 1.2

Model: VEN-AC-3R-HC



- 2.5 mm Electric Cable
- 1.5 mm Electric Cable
- 1.5 mm Electric Cable

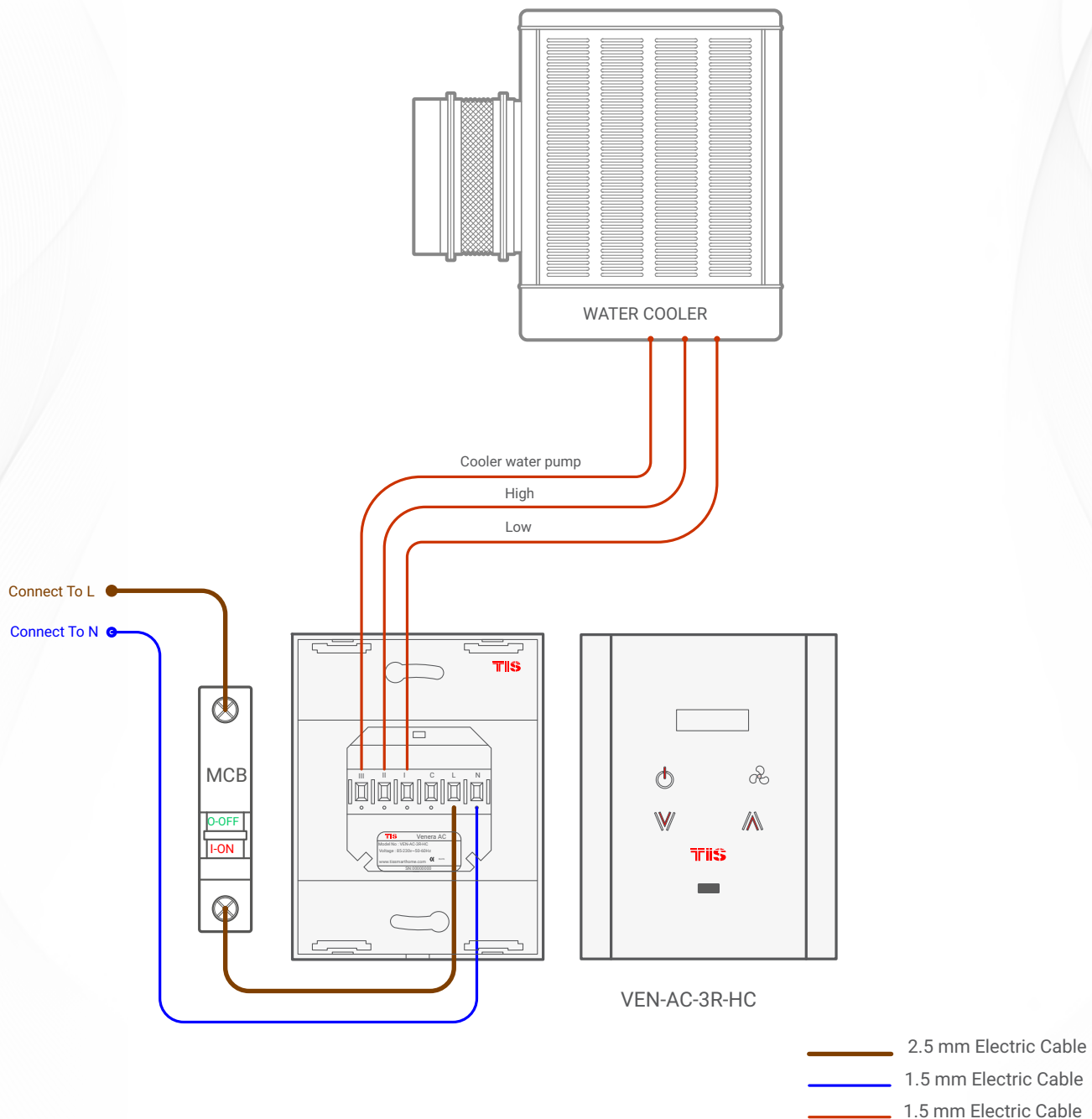
▲ Figure 1: VEN-AC-3R-HC FCU Connection Diagram

# TIS VENERA TOUCH PANEL

## VENERA AC THERMOSTAT

Model: VEN-AC-3R-HC

TIS



▲ Figure 2: VEN-AC-3R-HC Water Cooler Connection Diagram

TIS

Copyright © 2022 TIS, All Rights Reserved

TIS Logo is registered trademark of TIS CONTROL.  
All of the specification are subject to change without notice.

TIS CONTROL PTY LIMITED  
SA , AUSTRALIA

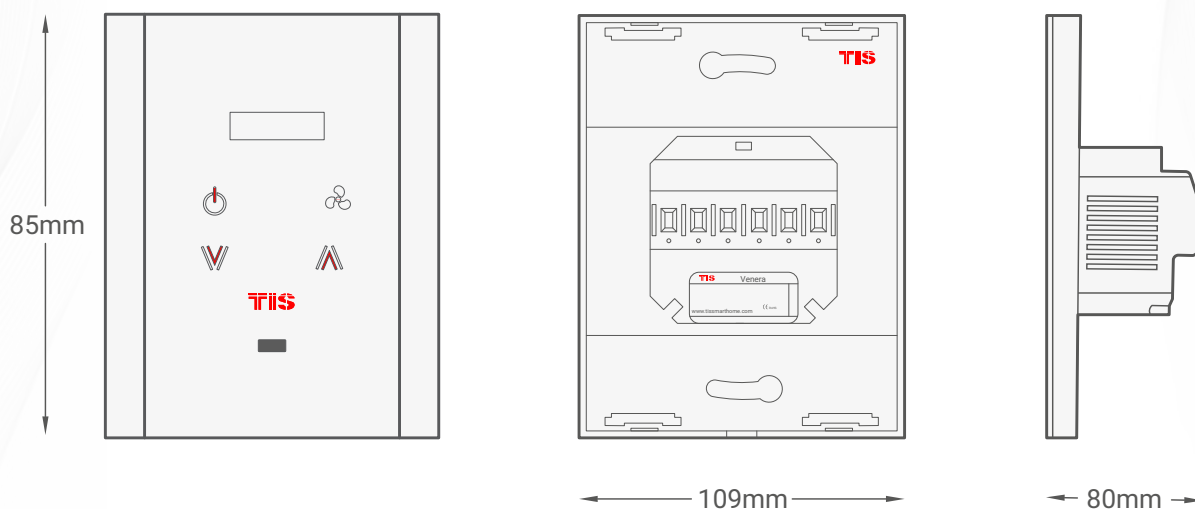
TIS CONTROL LIMITED  
Wanchai, Hong Kong

# TIS VENERA TOUCH PANEL

## VENERA AC THERMOSTAT

Model: VEN-AC-3R-HC

TIS



▲ Figure 3: Module's Dimension Diagram



Copyright © 2022 TIS, All Rights Reserved

TIS Logo is registered trademark of TIS CONTROL.  
All of the specification are subject to change without notice.

TIS CONTROL PTY LIMITED  
SA , AUSTRALIA

TIS CONTROL LIMITED  
Wanchai, Hong Kong